


Let's Colour St Brigid's Cross



Tina Mation

© 2026 Tina Mation & Harry Gill

and as she walked, it spread wider and wider, until it covered a great piece of land.

The king was amazed. He realised that Brigid's kindness was greater than power and he gave her the land she needed.

Later, while Brigid visited a sick man, she picked up some rushes from the floor and gently wove them together.

As she worked, she spoke of care, hope, and new beginnings.

The rushes formed a cross, with arms reaching out in every direction.

"This cross," Brigid said, "is a reminder to look after one another and to keep kindness in our homes."



Long ago in Ireland, there lived a woman named Brigid, who was known for her kindness and wisdom.

Brigid loved helping people who were poor or in need. She believed that everyone deserved warmth, food, and care.

One day, Brigid went to visit a powerful king. She asked him for land so she could build a place to help others.

The king smiled and said,

"You may have as much land as your cloak can cover."

The king thought this was a joke, Brigid's cloak was very small.


But Brigid placed her cloak on the ground,

St Brigid, the Cross, and the King




Draw St. Brigid's Cross

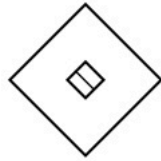
Tina Mation



Now draw a small square in the centre.



Add a line in the middle of the small square.



Draw the next square shape.



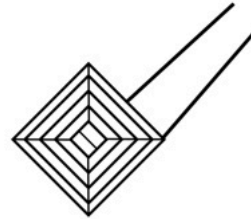
Add the next square shape.



Finally draw the last square.



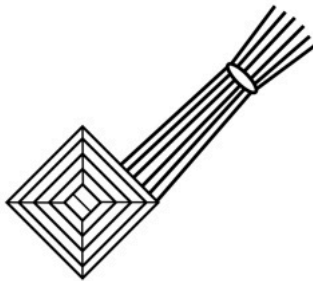
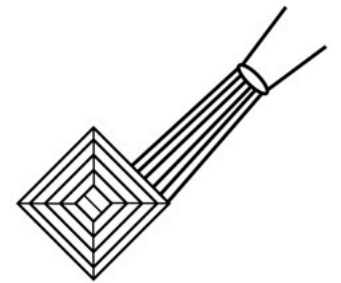
Now we add diagonal lines from the corners to the edge of the small square



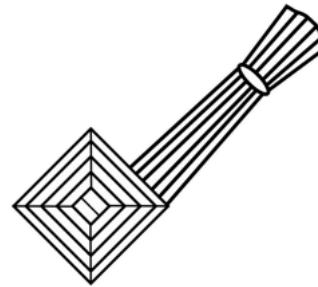
Draw one line from the edge of the outer square. Next, draw a second line from the centre of the square, slanting it a little.



Draw an oval shape to join the two lines and draw in four moralises from the square




Add the four lines now.



Now join the lines together.

Draw the rest of the cross pieces to complete your St. Brigit's Cross.



Tina Mation